







Hirsch Mounting Accessories

All Surfaces and Special Environments



Hirsch's mounting accessories provide options for all surfaces and special environments.

The options include mounting boxes for flush, surface, sloped, heavy duty, and ADA; and mounting posts and mounting accessories for Hirsch TS ScramblePad and DS47L versions.

Designed for Flexibility

- Available for indoor and outdoor applications












Built Tough

- Made of high-strength materials with a powder-coated finish and designed to endure a lifetime of wear and tear use while protecting the embedded reader


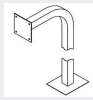
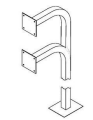
Variety of Installations

- Primarily intended for the TS ScramblePad and DS47L products but also supports uTrust TS Readers on various surfaces







Hirsch Mounting Boxes:

Model	Image	Description	Dimensions	Works with
MB1		Flush Mounting Box. Self-Supporting, no conduit entry.	H: 5.625" x W: 4.25" x D: 2.5"	8330/8350 8332/8352 DS47L Series
MB2		Surface Mounting Box. Rear and bottom conduit entry.	H: 5.625" x W: 4.25" x D: 2.875"	833x/835x 84x3 DS47L Series
MB2S		Shallow Surface Mounting Box. Rear and bottom conduit entry.	H: 5.625" x W: 4.25" x D: 2.0625"	8330/8350 8332/8352 84x3 DS47L limited
MB2SL2		Sloped Surface Mounting Box, Rev. 2. Rear conduit entry.	H: 5.625" x W: 4.25" x D: 4.5"	8330/8350 8332/8352 84x3 DS47L Series
MB3		Heavy Duty Flush Mounting Box. Conduit entry on 4 sides and rear. Includes 5/32 hex key.	Box: H: 10.125" x W: 8.125" x D: 4" Cutout: H: 7.875" x W: 5.875" x 3.875"	8330/8350 8332/8352 84x3 DS47L Series
MB4		Heavy Duty Surface Mounting Box. Rear conduit entry. Includes 5/32 hex key.	H: 10.125" x W: 8.125" x D: 4"	8330/8350 8332/8352 84x3 DS47L Series
MB5		Exterior Heavy Duty Surface Mounting Box. Rear conduit entry. Includes heavy duty gasket. Rust free aluminum.	H: 7" x W: 5.25" x D: 7" Overhang: D: 8"	833x/835x 84x3 DS47L Series
MB5-S		Exterior Heavy Duty Surface Mounting Box. ADA compliant shallow version.	H: 7" x W: 5.25" x D: 3" Overhang: D: 4"	833x/835x 84x3 DS47L Series
MB8		Heavy Duty Slope Flush Mounting Box. Rear conduit entry. Includes 5/32 hex key.	Box: H: 10.125" x W: 8.125" x D: 4.25" Cutout: H: 7.875" x W: 5.875" x 3.875"	833x/835x DS47L Series
MB9		Heavy Duty Slope Surface Mounting Box. Rear conduit entry. Includes 5/32 hex key.	H: 10.125" x W: 8.125" x D: 4"	833x/835x DS47L Series
MB20		Heavy Duty Combo Surface Mounting Box. Rear conduit entry. Includes 5/32 hex key	Box: H: 7.5" x W: 7.375" x D: 2.375" Cutout: H: 6.25" x W: 6.5" x 2.25"	8330/8350 8332/8352 DS47L Series

Hirsch Mounting Posts:

Model	Image	Description	Dimensions	Works with
MP35		Outdoor Mounting Post. Curb height.	H: 35"	MB5 with 833x/835x
MP41		Outdoor Mounting Post. Street height.	H: 41"	MB5 with 833x/835x
MP4057		Outdoor Dual Mounting Post. Street height.	Upper Arm: H: 57" Lower Arm: H: 40"	MB5 with 833x/835x

Hirsch Mounting Accessories:

Model	Image	Description	Dimensions	Works with
UMK		Universal Mounting Kit. Adjustable for flush, semi-flush or sloped. Includes 5/32 hex key.	Box: H: 7.375" x W: 5.875" Flush: H: 5.4375" x W: 4.4375" x D: 3" Semi-flush: H: 5.4375" x W: 4.4375" x D: 2" Sloped: H: 6.5625" x W: 4.4375" x D: 2.5"	MB2 with 833x/835x DS47L Series MB2S with 8330/8350 8332/8352 DS47L limited
MBSF		Mounting Box Security Fasteners. Wrench and 4 screws.		MB3, MB4, MB8, MB9
MBX		Mounting Box Extension. Adds .5" for electronics. Includes 4 extra long screws.	H: 5.656" x W: 4.25" x D: 0.75"	MB2, UMK (semi-flush or sloped), MB2S, MB2SL
MBX-FL		Flush Mounting Box Extension. Adds .5" for electronics. Includes 4 extra long screws.	H: 6.375" x W: 4.25" x D: 0.5"	MB1
MBRMB		Mounting Box Reader Mounting Spacer and Bracket for Hirsch MRIA.	Back Plate: H: 4.25" x W: 3.40" x D: 0.375" Front Plate: H: 4.31" x W: 2.938" x 0.080"	any MB
MBUMP		Mounting Box Reader Mounting Bracket with stand-offs for Hirsch SMRIA.	H: 5.75" x W: 4.375" x D: 1.188"	any MB

Hirsch Mounting Accessories:

Model	Image	Description	Dimensions	Works with
MB/FFP		Flat Faceplate Mounting Accessory. Includes 5/32 hex key.	H: 10.125" x W: 8.125" x D: 1.875"	MB3, MB4
MB/SFP		Slope Front Faceplate Mounting Accessory.	H: 10.125" x W: 8.125" x D: 1.875"	MB8, MB9
MB/SWS		Shallow Wall Spacer Mounting Accessory.	H: 9.875" x W: 7.875" x D: 1"	MB3, MB8
TS2MBKIT		Mounting Bracket Adapter Kit for TS Wallmount or Keypad reader to Mounting Box.	H: 5.75" x W: 4.375" x D: 0.375"	any MB
MB-HDG		Mounting Box Heavy Duty Gasket. Pack of 5. Fasteners not included.		MB5, MP35, MP41, MP4057 with 833x/835x
MB-HDG-R		Mounting Box Heavy Duty Rear Gasket. Pack of 5.		MB5, MP35, MP41, MP4057 with 833x/835x
SPSH-1		ScramblePad Space Heater Assembly for temperatures below freezing.	H: 4.5" x W: 3.5" x D: 1.0"	MB5